


CSP-30ES-013 Probe Replacement Instructions:

Rev NR


Signal Probe Removal (SPL-30E-030):




CSP-30ES-013 with SPL-30E-030 Probe Installed.



Pull under probe head with tweezers.




Pull probe out vertically.




Dispose of used signal probe.

Signal Probe Installation (SPL-30E-030):



Under microscope locate the hole in the plastic Insulator.



Insert new SPL-30E-030 probe barrel side first.



Bottom out the probe with tweezers.



The CSP-30ES-013 is now ready to use.