


CSP-30TS-011 Probe Replacement Instructions:

Rev NR

Signal Probe Removal (4 x SPL-30T-021 & 1 x SPL-30T-020):




CSP-30TS-011 with:


4 x SPL-30T-021

1 x SPL-30T-020


installed



**Pull under probe head with
tweezers.**




Pull probes out vertically.




Dispose of used signal probes

Signal Probe Installation (4 x SPL-30T-021 & 1 x SPL-30T-020):




Under microscope, locate the hole in the plastic insulator




Insert new:

1 x SPL-30T-020 in the center hole

4 x SPL-30T-021 in the four holes surrounding the center hole



Bottom out the probes with tweezers



The CSP-30TS-011 is now ready to use